

for compressed air & gas

hydrogen

## Type 64613 / 64113 Flanged

Safety valves with Stainless Steel body <br/> Enclosed discharge valve with flanged connections <

### Example Applications

- Air / gas compressors
- Pressure vessels
- Pneumatic systems
- Medical gases
- Technical gases

### Specifications

- Inlet connections: DN20 (3/4") or DN25 (1") DIN or ANSI flanges
- Temperature: -40°C to +200°C (depending on seal material)
- Pressure range: 0.32 to 49.0 bar

### Materials of Construction

Component	Material	Grade
Inlet	Stainless Steel	1.4401 (316)
Body	Stainless Steel	1.4408 (316)
Internal parts	Stainless Steel	1.4401 (316)
Spring	Stainless Steel	1.4310 (302)

### Approvals

- Designed in accordance with BS EN ISO-4126-1 &-7
- PED 2014/68/EU (CE)
- PE(S)R UK SI 2016 No. 1105 (UKCA)
- ASME BPVC VIII.1 & XIII (UV)
- CRN
- EAC



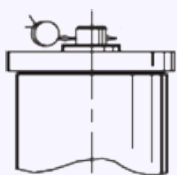
### Seal Materials

Seal Material	Temperature Range
Viton® (FKM)	-15°C to +200°C
Nitrile (NBR)	-40°C to +120°C

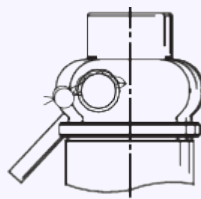
Standard seal materials shown, others are available.

### Easing Gear / Lifting Gear Options

**Standard Option:** Sealed Cap (gas tight cap)



**Other Option:** Sealed lever (gas tight)

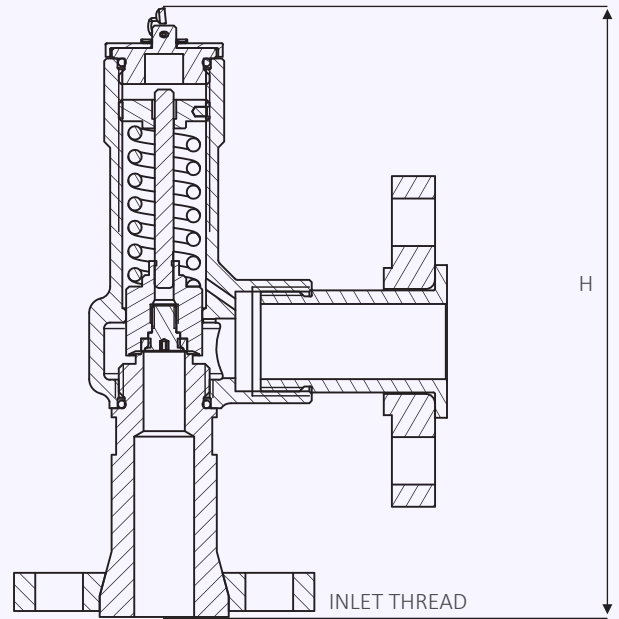


## Technical information by bore size

Bore size	13.7mm	
Inlet Size	DN20 (3/4")	DN25 (1")
Outlet Size	DN25 (1")	
Flow Area	147.4mm <sup>2</sup>	
H - Height (Sealed cap version)	197mm (up to 35 bar) 226mm (35-49 bar)	
TÜV allotted outflow coefficient	0.77	
NB Certified rated slope (ASME)	3.47 scfm/psia	
Weight (approximate) Kg	3.2	
Set Pressure range - PED (CE) bar	0.32 to 49.0	
Set Pressure range - ASME (UV) psi	20.3 to 710.5	
Relieving pressure/fully open pressure	Set pressure +10% (0.3 bar below 1.4 bar)	
Reseating pressure	Set pressure -10% (0.3 bar minimum)	

Maximum permissible built up back pressure = 10% of set pressure at or below which flow is not reduced. Stable operation on flows down to 50% of valve rated capacity.

## Valve Drawing



## Standard Thread Connection Types

- DIN EN1092 Flange PN16, PN25 or PN40
- ASME Flange CL150, CL300 or CL600

## Standard Outlet Connection Types

- DIN EN1092 Flange PN16, PN25 or PN40
- ASME Flange CL150, CL300 or CL600

## Valve Selection Guide

Approval Required	Valve type	Inlet Size	Inlet Flange Type	Outlet Flange Type	Easing Gear	Seal Material
PED (CE)	64613	Select inlet size from above table	Select Inlet flange type	Select Outlet flange type	Select easing gear/top fitting	Viton® (FKM)
PED (CE), ASME (UV) & CRN	64113					Nitrile (NBR)
						Other

EAC marking available upon request


**\*Please send your selected details to Seetru and we can provide the full ordering code, price and lead-time.**

## Example of Valve Selection Process

Example Selection	PED, ASME & CRN	64113	DN20	DIN EN1092 Flange PN16	DIN EN1092 Flange PN16	Sealed Cap	Viton	3.5 bar
	Approval	Valve Type	Inlet Size	Inlet Flange Type	Outlet Flange Type	Easing Gear	Seal	Set Pressure

**Capacity Table - In accordance with TÜV, AIR at 0°C  
and 1013mbar. Normal m<sup>3</sup>/hour**


Type 64613: Flow rates at 10% above the set pressure

Set Pressure 		Bore Size (D0)
		13.7mm
bar	psi	Nm <sup>3</sup> /Hour
0.32	4.64	160.1
1	14.5	231.2
2	29	321.1
3	43.5	431.0
4	58	540.9
5	72.5	650.8
6	87	760.8
7	101.5	870.7
8	116	980.6
9	130.5	1090.5
10	145	1200.5
15	217.5	1750.1
20	290	2299.7
25	362.5	2849.3
30	435	3398.9
35	507.5	3948.5
40	580	4498.1
45	652.5	5047.7
49	710.5	5487.4

For any intermediate pressures/flows please contact Seetru

**Capacity Table - In accordance with ASME BPVC.XIII,  
AIR at 60°F and 14.7 psia/scfm. SCFM**

Type 64113: Flow rates at 10% above the set pressure

Set Pressure 		Bore Size (D0)
		13.7mm
psi	bar	SCFM
20.3	1.40	131.9
22.5	2.50	139.4
30	2.07	165.5
34.8	2.80	183.8
40	2.76	203.7
43.5	3.00	217.0
50	3.45	241.8
82	5.66	363.9
100	6.90	432.6
150	10.34	623.4
200	13.79	814.2
250	17.24	1005.0
300	20.69	1195.8
350	24.14	1386.6
400	27.59	1577.4
435	30.00	1711.0
450	31.03	1768.2
500	34.48	1959.0
507.5	35.00	1987.6
550	37.93	2149.8
600	41.38	2340.6
650	44.83	2531.4
700	48.28	2722.2
710.5	49.00	2762.3

For any intermediate pressures/flows please contact Seetru